



COMMUNITY COLLEGE OF AURORA
 Fall Semester Full Time Equivalents (SFTE)
 Enrollment by Ethnic Background

Prelim.

Semester FTE	Fall 02	Fall 03	Fall 04	Fall 05	Fall 06	Fall 07	Fall 08	Fall 09
African American	494	583	572	599	618	649	665	886
Hispanic	247	295	341	342	330	337	375	458
Native American	35	33	38	26	32	31	19	39
Asian	157	172	173	178	182	194	193	217
White	1,505	1,631	1,560	1,529	1,299	1,312	1,360	1,527
International	50	52	41	51	-	7	69	
Not Reported	196	207	184	193	148	141	239	362
Total Headcount:	2,684	2,973	2,909	2,918	2,609	2,671	2,920	3,489

Percents	Fall 02	Fall 03	Fall 04	Fall 05	Fall 06	Fall 07	Fall 08	Fall 09
African American	18.4%	19.6%	19.7%	20.5%	23.7%	24.3%	22.8%	25.4%
Hispanic	9.2%	9.9%	11.7%	11.7%	12.6%	12.6%	12.8%	13.1%
Native American	1.3%	1.1%	1.3%	0.9%	1.2%	1.2%	0.7%	1.1%
Asian	5.8%	5.8%	5.9%	6.1%	7.0%	7.3%	6.6%	6.2%
White	56.1%	54.9%	53.6%	52.4%	49.8%	49.1%	46.6%	43.8%
International	1.9%	1.7%	1.4%	1.7%	0.0%	0.3%	2.4%	0.0%
Not Reported	7.3%	7.0%	6.3%	6.6%	5.7%	5.3%	8.2%	10.4%
Total:	100%	100%	100%	100%	100%	100%	100%	100%

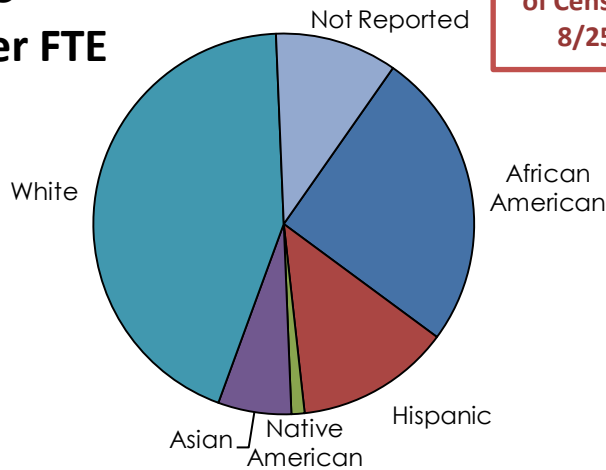
White	1,505	1,631	1,560	1,529	1,299	1,312	1,360	1,527
Minority	933	1,083	1,124	1,145	1,162	1,211	1,252	1,600

SOURCE: SURDS Enrollment Report submissions

Preliminary Fall 2009 data from COGNOS Demographics extract.

NOTE: Semester FTE (SFTE) is Credit Hours divided by 15.

**Fall 2009
 Semester FTE**

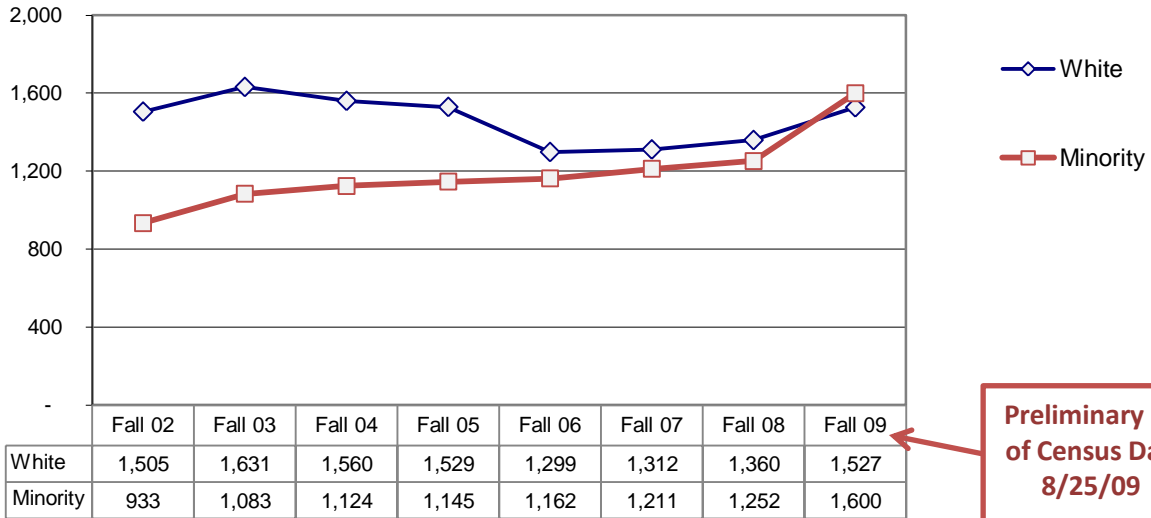


**Preliminary as
 of Census Day
 8/25/09**

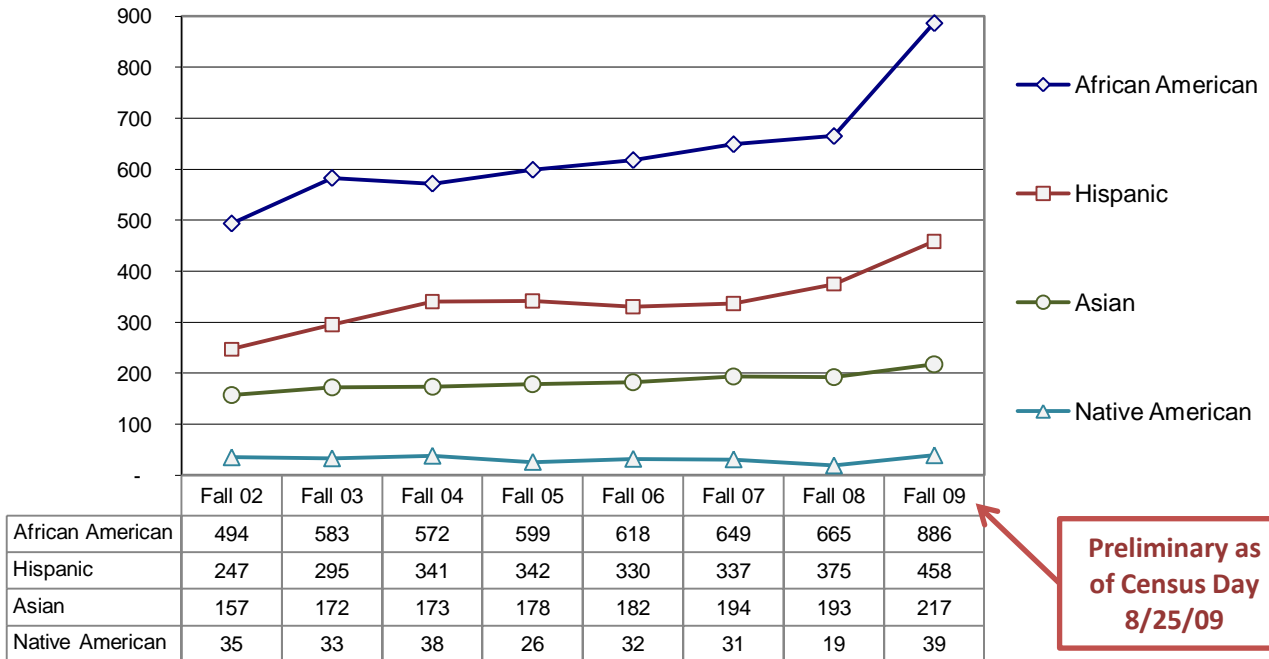


COMMUNITY COLLEGE OF AURORA
 Fall Semester Full Time Equivalents (SFTE)
 Enrollment by Ethnic Background

Fall Semester FTE by Ethnic Background



Fall Semester FTE, Minority Students by Ethnic Background



SOURCE: SURDS Enrollment Report submissions
 Preliminary Fall 2009 data from COGNOS Demographics extract.
 NOTE: Semester FTE (SFTE) is Credit Hours divided by 15.