



COMMUNITY COLLEGE OF AURORA
 Fall Unduplicated Headcount
 Enrollment by Ethnic Background

Prelim.

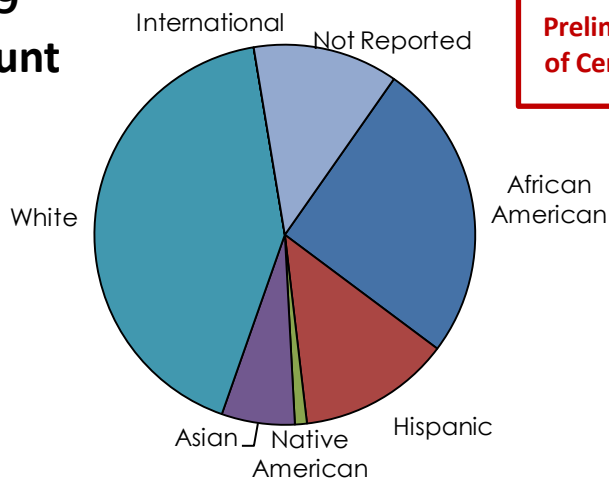
Headcount	Fall 02	Fall 03	Fall 04	Fall 05	Fall 06	Fall 07	Fall 08	Fall 09
African American	928	1,058	1,069	1,170	1,167	1,217	1,251	1,581
Hispanic	472	569	634	644	595	629	665	802
Native American	63	59	63	47	55	54	32	63
Asian	302	313	322	327	329	353	351	386
White	2,874	3,023	2,939	2,812	2,375	2,344	2,446	2,605
International	83	82	74	89	-	12	116	0
Not Reported	375	411	342	390	275	276	523	766
Total Headcount:	5,097	5,515	5,443	5,479	4,796	4,885	5,384	6,203

Percents	Fall 02	Fall 03	Fall 04	Fall 05	Fall 06	Fall 07	Fall 08	Fall 09
African American	18.2%	19.2%	19.6%	21.4%	24.3%	24.9%	23.2%	25.5%
Hispanic	9.3%	10.3%	11.6%	11.8%	12.4%	12.9%	12.4%	12.9%
Native American	1.2%	1.1%	1.2%	0.9%	1.1%	1.1%	0.6%	1.0%
Asian	5.9%	5.7%	5.9%	6.0%	6.9%	7.2%	6.5%	6.2%
White	56.4%	54.8%	54.0%	51.3%	49.5%	48.0%	45.4%	42.0%
International	1.6%	1.5%	1.4%	1.6%	0.0%	0.2%	2.2%	0.0%
Not Reported	7.4%	7.5%	6.3%	7.1%	5.7%	5.6%	9.7%	12.3%
Total:	100%	100%	100%	100%	100%	100%	100%	100%

White	2,874	3,023	2,939	2,812	2,375	2,344	2,446	2,605
Minority	1,765	1,999	2,088	2,188	2,146	2,253	2,299	2,832

SOURCE: SURDS Enrollment Report submissions
 Preliminary Fall 2009 data from COGNOS Demographics extract.

Fall 2009
 Headcount

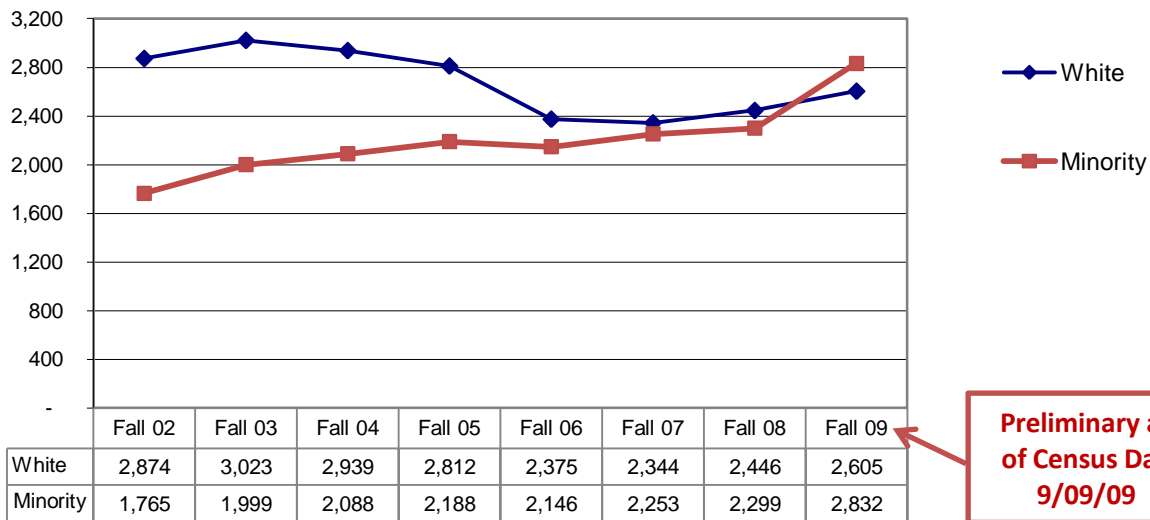


Preliminary as
 of Census Day

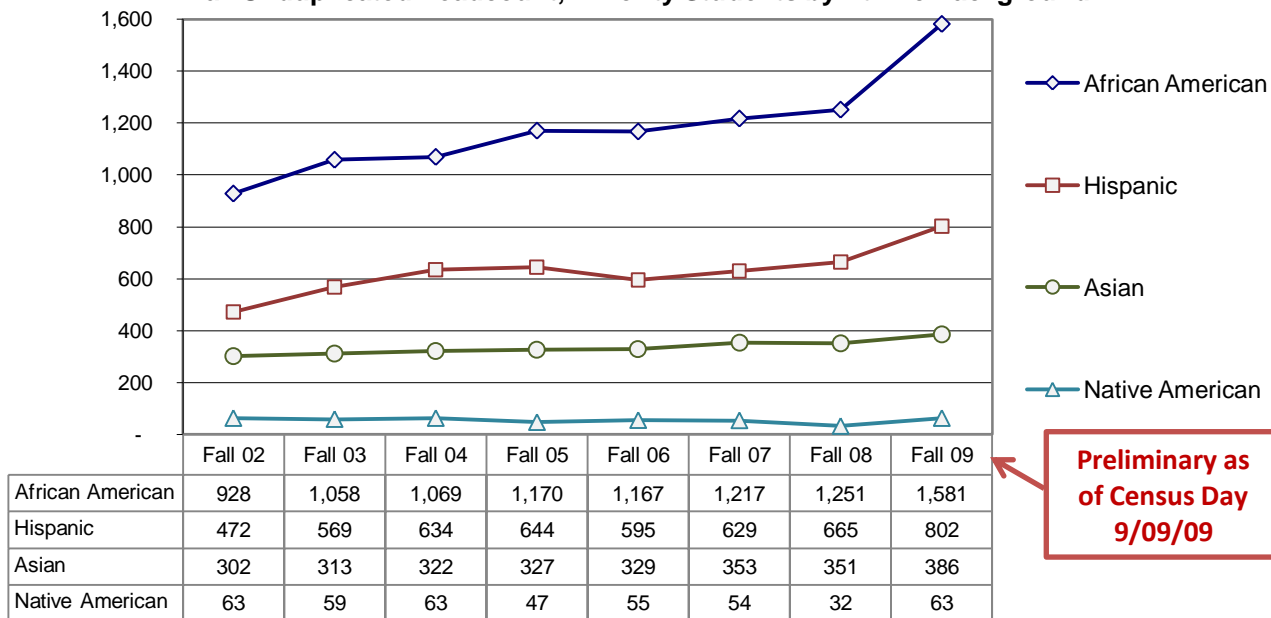


COMMUNITY COLLEGE OF AURORA
 Fall Unduplicated Headcount
 Enrollment by Ethnic Background

Fall Unduplicated Headcount by Ethnic Background



Fall Unduplicated Headcount, Minority Students by Ethnic Background



SOURCE: SURDS Enrollment Report submissions