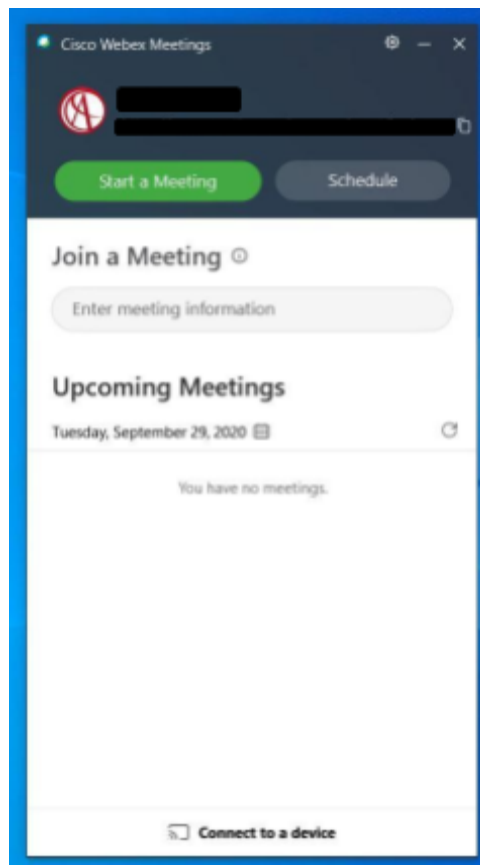


Quick Guide:
How to join a Webex meeting

1. Open up your desktop app for WebEx Meetings



2. A Cisco Webex Pop out box should appear.



3. From your email, there should be a webex invite from a Testing Center Specialist. It looks like this.

- Webex meeting invitation: Remote Accuplacer for Mark Johnson



Remote Accuplacer for Mark Johnson

When
11:30 AM - 3:30 PM

Where
<https://cccs-meetings.webex.com/cccs-meetin...>

[Go to Calendar](#)



invites you to join this Webex meeting.

Meeting number (access code): 120 563 6743

Meeting password: NwxuCW8pk63


Tuesday, September 29, 2020

11:30 am | (UTC-06:00) Mountain Time (US & Canada) | 4 hrs

[Join meeting](#)

4. Copy meeting number from email.

Webex meeting invitation: Remote Accuplacer for Mark Johnson




Remote Accuplacer for Mark Johnson

When
11:30 AM - 3:30 PM

Where
<https://cccs-meetings.webex.com/cccs-meetin...>

[Go to Calendar](#)



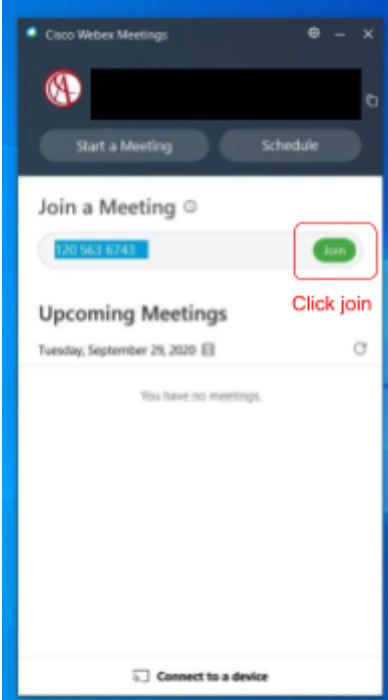
invites you to join this Webex meeting.

Meeting number (access code): **120 563 6743** *Copy meeting number*
Meeting password: **NwxuCW8pk63**

Tuesday, September 29, 2020
11:30 am | (UTC-06:00) Mountain Time (US & Canada) | 4 hrs

[Join meeting](#)

5. Paste into meeting information on Webex pop out box and click join.



Cisco Webex Meetings

Start a Meeting Schedule

Join a Meeting

120 563 6743 [Join](#)

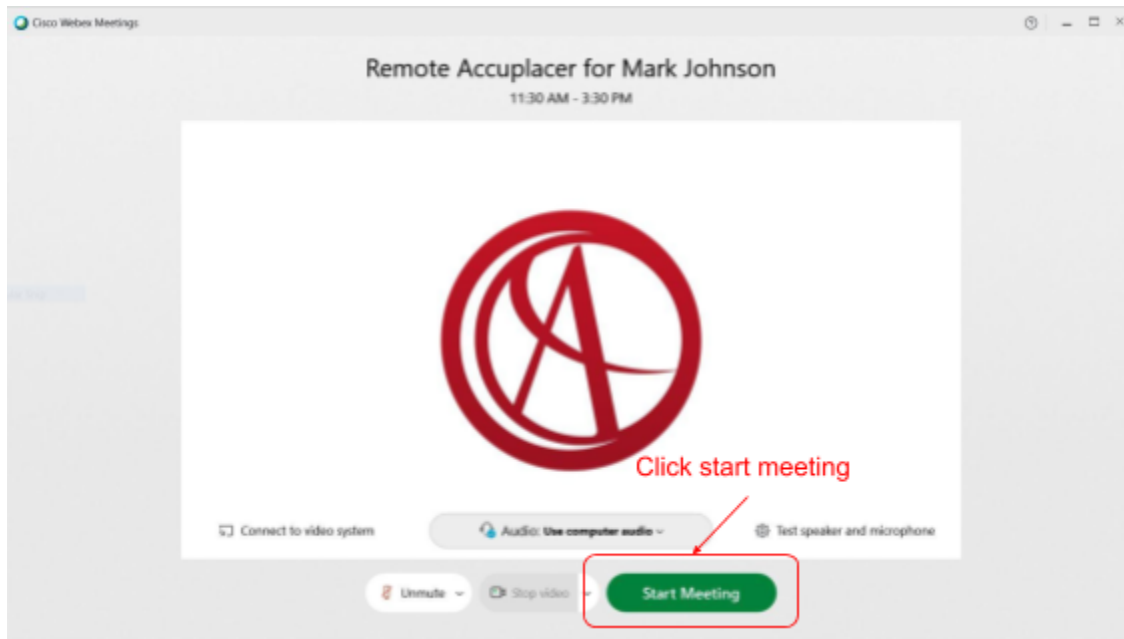
Upcoming Meetings

Tuesday, September 29, 2020

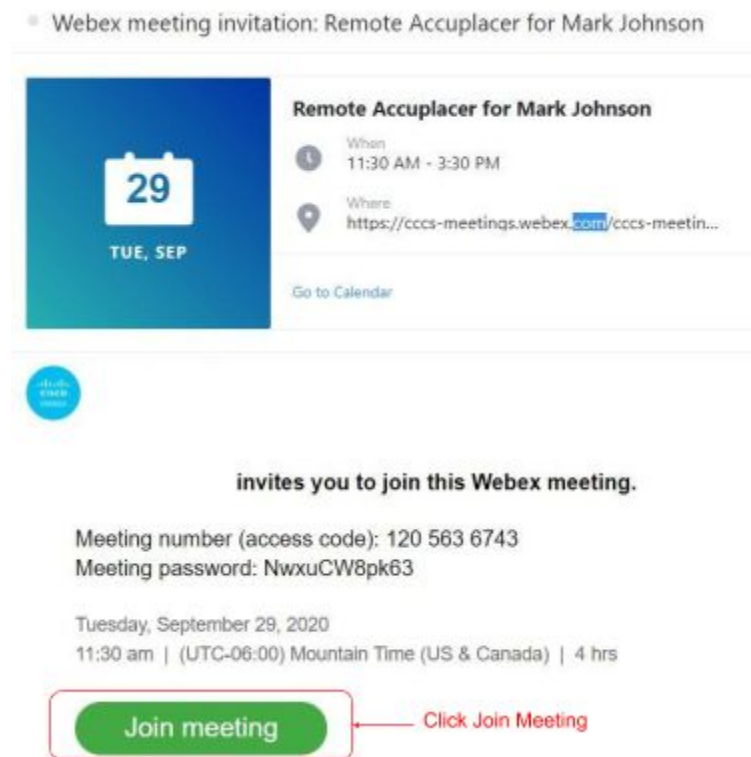
You have no meetings.

[Connect to a device](#)

6. Click start meeting. It may ask you to put in the meeting password, if so simply copy the password from the email and paste it into the webex pop out box.



7. If you are unable to join this way (preferable way). Simply click join meeting from the email.



8. Click on open Cisco Webex Meeting Button.

Open Cisco Webex Meeting?

https://cccs-meetings.webex.com wants to open this application.

Always allow cccs-meetings.webex.com to open links of this type in the associated app

Open Cisco Webex Meeting

Cancel

9. Click start meeting. It may ask you to put in the meeting password, if so simply copy the password from the email and paste it into the webex pop out box.

